


SCPD "Let's Compute" Computer Club



BITS & BYTES



WWW.SCPD-ComputerClub.org

January 2005 Volume X Number 1

Lee Otsubo → The Digital Photo Guy At Jan. 25 General Meeting


From The President

By Sheldon Plotkin

Happy New Year one and all! Another year has gone by with memories of new experiences and knowledge. I am often asked, "Will I learn anything by attending a specific class?" "Of course you will," is my response. Programs and classes are taught at different levels. If you learn one or two points upon completion of a class, you have advanced yourself.

If you have completed the beginning PC classes, and you are not comfortable with the use of the mouse, repeat the classes to become more familiar and confident. It is your choice. Remember, practice and continuous use of the computer is the path to literacy. What choice you make after completing beginning PC classes depends on your interest in other programs. Check with several instructors to determine

Continued on page 2



Get
Ready,
Aim,
Take
that

Digital Photo!

For our January General Meeting we have a return visit from **Lee Otsubo**. If you heard Lee when he was with us two years ago, you will remember him sharing his vast knowledge of digital photography, laced with a good helping of humor. He's back with even more to share, and yes, still with his sense of humor.

The Digital Photo Guy, (TDPG) aka Lee Otsubo, talks down to earth to people who simply want to know how to use their digital cameras and get more out of their digital photos.

His workshop, "How To Get the Most From Your Digital Camera" provides digital camera owners with useful hints, tips and tricks to produce quality im-

Continued on page 2

Calvert's Corner

By Jim Calvert

We are starting the year off with a great lineup of classes for January. We really had to squeeze to get the schedule to fit on two pages.

Lou Shapiro will be teaching two different classes using iTunes software on the Mac. Lou is new to our teaching staff and is most welcome.

It's been too long since we had a class by Neal Denkler. Look for his class for Mac users on "MacLinkPlus." Welcome back, Neal.

Dave Allan is back, and he has agreed to present two sessions of the same class, "Really Basic Internet and Email." Dave talks about using Email with AOL. This will be a lecture class and will be useful for any members who are beginners.

Jim Chapman is presenting classes on "Quicken" for both

Continued on page 2

General Meeting

Continued from page 1

ages, print and share photos, and process and manage their photo files.

During the 60-minute Workshop, attendees will learn about:

- selecting a digital camera for their photography needs,
- the six major parts of a digital camera,
- the four most popular ways to share and display digital photos, and
- the secrets to consistently printing good quality photos

TDPG uses humor and lively anecdotes throughout the Workshop presentation to emphasize key points. After the presentation, Lee will have several digital camera-related, multimedia, instructional CDs available for purchase at a special Computer User Group discounted price. CDs are also available for sale at www.thedigitalphotoguy.com.

Lee Otsubo has combined the skills and experience he gained during his career as an engineer, marketing executive and assistant professor to create the popular "The Digital Photo Guy" Workshops and multimedia CD product series. Lee has presented his Workshops to over 10,000 persons in Southern California, Nevada and Arizona. Lee likes to photograph sports, particularly professional bicycle races, and flora and fauna, including an often uncooperative housecat named Alf, near his home in Escondido, CA.

For additional information, visit www.thedigitalphotoguy.com.

Calvert's Corner

Continued from page 1

Mac and PC users. Quicken is a software for keeping track of personal finances and making preparation for tax time. It's good to have Jim back with us.

Walter Goldsmith will not be available for Word or Excel classes until April. We miss you, Walter.

We have missed Pete Claar and his classes on scanning photos on a flatbed scanner. Pete is still not available for January but hopefully he can help us in February. We are still looking for new classes and new teachers for both Mac and PC. Please let me know if you are interested.



By Terry Kay

Our monthly gatherings continue to leave 'em smiling and glad they took an hour out of their evening to share experiences on the Internet.

A group of about 15 last month had fun exploring the uses of Google, online dictionaries and other obscure goodies on the Internet.

www.About.com was explored as a place to start when looking for info on a myriad of topics.

Join us on the 2nd Tuesday each month between 7 and 8 PM in the lab to explore your discoveries and questions about the Internet. The next gathering will be **January 11 at 7 PM.**

Digital Art SIG



By Vicky Woods

Please join us one and all for the Digital Art SIG on Saturday, **January 15, at 12:00 noon.**

This group was started last year by a wonderful person, with a wonderful gift for digital art.

Unfortunately, this wonderfully gifted person moved away, and we are still struggling to keep this group going.

Lyn Morse went through a lot of ingenuity and hard work to put Photoshop CS on every computer in the lab.

We certainly do not want this major effort nor this opportunity to go to waste.

If you have an interest in art, digital art or Photoshop, or all of the above, please join us.

We need leaders and people who can give demos or any kind of instruction, or just share what you know.

From The President

Continued from page 1

what classes you should take next.

There are approximately 80 hours of classes in the month of January for you to choose from. We also have the SIG (Special Interest Groups) you can attend. There are no sign-ups for these meetings. Make a choice and show up. There is generally a moderator for each SIG meeting and is self orchestrated.

Attend our General Meeting **January 25, at 2 PM, at Speakers' Hall.**

Digital SIG



By Jan Grenert

Everyone entering the lab at the December SIG was greeted by Pat Palladino with her camera flashing. Members paused, posed and smiled. Pat was preparing the first part of the demonstration that she was going to present at the meeting.

Pat's newest 'toy' was a "go anywhere" photo-to-CD burner, digital photo viewer and DVD player that she purchased online. MicroSolutions RoadStor is a portable, one-touch CD burner, (and much more) that is not much bigger than 6"x10"x 2". Pat inserted the memory card from her camera, pressed a button and burned the photos she had taken to the CD.

Pat put the CD into the lab computer and played a slide show of the pictures.

It was a great presentation of a very useful product. Members were directed to the company's website for more information: roadstor.com

The meeting was very well attended, thanks to Dean Charley who sends out email reminders about the SIG meeting and program.

Members were reminded that The Digital Camera Guy, Lee Ostubo, would be presenting the program at the January general meeting. The November SIG meeting viewed a video by Lee and members were most interested in seeing his "live" updated, presentation.

The next Digital SIG meeting is **January 12 at 7:00 PM.**



MAC SIG

The Mac SIG group did not meet in December, but they are raring to go again in the new year. If you are a Mac user, you will really enjoy the activities of this friendly group.

The next meeting will be held on **Friday, January 21 at 9:00 AM. in the lab.**


Windows Update Is it Safe?

By Barbara Kaye

When you see a message in the lower right corner of your screen that says there is a Windows update available, are you confused as to what to do next? Perhaps you are afraid of downloading a virus. Don't be. Whereas you should NEVER download anything sent unsolicited in an email, no matter how "official" it may look, you SHOULD download and install the Windows updates that are announced in those messages. They fix problems with your Windows operating system as the problems are discovered. Usually these problems involve security leaks in the system that might allow hackers to get into your system and use your computer remotely. That is something NOBODY wants.

You can also go to www.microsoft.com and click on Windows Update. Follow the screen prompts to search for and install any updates that are applicable for your operating system. Do it repeatedly until there are no more updates left to install.


Happy New Year



FROM THE BOARD OF DIRECTORS OF "LET'S COMPUTE" TO ALL OUR MEMBERS.

WE OFFER OUR GOOD WISHES TO YOU ALL FOR A

**FRIENDSHIP FILLED
MEMORABLE
ENJOYABLE
PEACEFUL
JOYOUS
KIND
FUN
BETTER
GENTLER
INSPIRING
VIRUS FREE
FULLFULLING
2005 NEW YEAR**



2005

Why am I not seeing updated Web pages???

By Bill Mahar

For those who are curious as to why the problem exists -- read on. For those who are only interested in the fix, scroll down to the "Solution" heading.

Background :

Most Web browsers use some sort of "caching" (cache can be temporary storage of Web pages on your hard disk). The first time you view a Web page the page is retrieved from the Web. Should you request this same page again, the browser checks to see if this page is available in cache (your computer's memory). If it is, the file may come from the cache rather than being downloaded from the Internet.

To make matters even more complicated, some Internet Service Providers (AOL, for example) also cache or save Web pages in their computer's memory and supply it to the next one of their subscribers who tries to browse it as a way of saving Internet bandwidth and making the page load faster. Since AOL's caching servers control the Refresh/Reload process, clicking on the Refresh/Reload icon may still not produce the new updated page. According to AOL's webmaster information page, their caching servers may take up to 24 hours to recycle a site's revised pages.

Result of Caching :

If the Web site you visit is cached and the page is subsequently updated, you may be seeing the page as it appeared on the previous visit. The MVMGC website is update frequently. A number of you have had difficulty viewing changes. This has occurred frequently with the golf pairings and winners pages. People know there should be a change, but they only see the prior week's "stale" page.

Solution :

With some Internet Service Providers (ISP), simply clicking on the Refresh/Reload icon -- usually a circular arrow or two semicircular arrows at the top of the browser home page -- will update the Web page you are viewing with the latest version. This will not consistently work for AOL subscribers.

Here is the quote from the AOL Webmaster site's Frequently Asked Questions:

Q. I am still getting old pages and I am certain that the site has been updated, how do I clear my **BROWSER CACHE** ?

A. Even though AOL's Proxy cache is updated every 24 hours, a member can clear their Browser Cache and force the reload of a page. This is done by either reducing the browser History to "0" and manually clearing all pages in history by deleting the files in the temporary Internet files folder located in the Windows Directory **or** PC users can force a refresh by holding down the CONTROL key on their keyboard and mouse clicking on the AOL browser reload icon. The latter will completely clear all items in history.

Final Word :

By either clicking on your browser's Refresh icon, or for AOL users, by **holding down the Control key and clicking on the AOL browser Reload icon**, you should be able to view the most current Web pages.

Editor's Note: This article appeared on the Mountain Vista Men's Golf Club website and has been reproduced here with the permission of webmaster Dave Nay and author Bill Mahar.

Mac Notes and News

Quicken

Advanced Techniques

by Jim Chapman

If you already use Quicken, but would like to learn about some advanced topics, this class is for you. The class will be conducted in "demo mode", so it will be appropriate for both Mac & PC users. The only prerequisite is that you already use Quicken. Emphasis will be on what you can do with Quicken rather than how to do it.

Session one will begin with "Asset Allocation". Financial experts claim that proper asset allocation is the most important decision you can make about your investments. Assessing your risk profile and determining an appropriate asset allocation model will be demonstrated. Using the internet to pick appropriate funds and portfolio rebalancing will also be demonstrated.

Depending upon class interest and available time, subsequent sessions will cover retirement planning, finding tax deductions, budgeting, reporting or other topics.

iTunes will put a song in your heart!

by Lyn Morse

Okay, Mac people and iPod people, this is a must session for you. Lou Shapiro will be teaching two iTunes classes this month. The first is iTunes Basics on January 11 from 3 to 5. It will be a hands on session, so it is limited in number. Lou is asking that you bring a music CD with you. You'll be "ripping" songs from the CD to put into iTunes!

If you aren't one of the lucky first seven to sign up, which means you get the hands on at the computers, you can always come, watch and listen.

The second class is Advanced iTunes. Lou will be talking about iPod, the Apple Music Store and burning music CDs. This session is Thursday, January 20 at 4:00.

Mac users welcome Lou Shapiro to Let's Compute and to the teaching side of the club.

DVD-R and DVD+R

From a Q and A session on C/Net.com

I've finally outgrown storing my huge collection of digital photos and MP3s on CD-R and am moving toward getting a DVD burner. However, I am confused by all the DVD formats available, making my buying decision difficult. Can someone please explain to me in detail what the differences are between them all, especially the new double-layer ones? Thank you!

Submitted by: Edwin G.

Answer:

DVD-R and DVD+R are different competing standards for recordable DVDs. DVD-R is more compatible with older devices such as DVD-ROMs and DVD players, but DVD+R is superior on a technical level. Both of them hold 4.37GB (or thereabouts) per disc.

Then there's DVD+R DL (dual-layer), which is a higher-capacity (and significantly more expensive) version of the DVD+R spec. It holds roughly 2 times the amount of data per disc--close to 9GB per disc.

Almost all DVD burners these days can do at least DVD+/-R and probably DVD+/-RW (which are also different from the plain +/-R specs) as well. So, it probably doesn't matter what media you buy so far as it being +/-R. But it's a good idea to check your burner to see what disc types it takes, just so you don't wind up with a bunch of useless discs.

Submitted by: Yew A.

A Wealth of Tricks for the Mac

Courtesy of the Mac Store, Seattle

Quickly Erase a CD-RW

To quickly erase a bunch of CD-RW disks, open the terminal in the Applications --> Utilities folder, and type this command: `drutil bulk-erase quick`, then press enter. You will be prompted to insert disks for erasure. When you're finished, press the control key and tap "c", or just close the terminal window.

January Class Schedule

<u>Day</u>	<u>Date</u>	<u>Time</u>	<u>Class</u>	<u>Book</u>	<u>Teacher</u>
Mon	Jan 3	9:00	Beginning PC 1	3	Jim Calvert
		1:00	Windows XP Beyond the Basics – Part 1 (PC)	3	Kerry Greene
		3:00	Safari, Apple's Browser (Mac)	1	Shirley Allan
Tues	Jan 4	9:00	Beginning Quicken part 1 (Mac)	1	Betsy Lewis
		1:00	Windows XP Beyond the Basics – Part 2 (PC)	3	Kerry Greene
		3:00	CD Labels using Stomper – 2 hrs (Mac)	1	Lyn Morse
Wed	Jan 5	8:30	Board of Directors Meeting – Idyllwild Room		
		9:00	Beginning PC 2	3	Jim Calvert
		1:00	Windows XP Beyond the Basics – Part 3 (PC)	3	Kerry Greene
		3:00	AppleWorks III Editing Documents (Mac)	1	Shirley Allan
		4:00	Really Basic Internet & Email (Mac/PC)	7	Dave Allan
Thurs	Jan 6	9:00	Beginning PC 3	3	Jim Calvert
		1:00	Make Personalized Business/Calling Cards with Printshop (PC)	4	Larry Allen
		2:00	Windows XP Beyond the Basics – Part 4 (PC)	3	Kerry Greene
		3:00	Word 4 (PC)	2	Jan Grenert
Fri	Jan 7	9:00	Beginning PC 4	3	Jim Calvert
		1:00	Digital Cameras part 1 – 2 hrs (PC/Mac)	6	Donna Szostak
		3:00	Burning CDs with XP (PC)	9	Jim Calvert
		4:00	Greeting Cards with Printshop part 1 (PC)	4	Doris Keniry
Sat	Jan 8	10:00	Open Lab		
		12:00	Digital Art SIG		
Mon	Jan 10	9:00	Quicken “Advanced Techniques” part 1 (PC/Mac)	8	Jim Chapman
		1:00	Windows XP Beyond the Basics – Part 5 (PC)	3	Kerry Greene
		2:00	Word 1 – Creating a Basic Letter (PC)	2	Shirley Celli
		3:00	Word 2 – Revising a Basic Letter (PC)	2	Shirley Celli
Tue	Jan 11	3:00	iTunes, Very Basic – 2 hrs (Mac)	1	Lou Shapiro
		7:00	Internet SIG		
Wed	Jan 12	8:00	WordPerfect part 1 (PC)	13	Jan Grenert
		9:00	Windows Maintenance and Organization (PC)	12	Charley Voelker
		1:00	MacLinkPlus and other Translators (Mac)	1	Neal Denkler
		3:00	AppleWorks IV Graphics in Documents (Mac)	1	Shirley Allan
		4:00	Really Basic Internet & Email (Mac/PC)	7	Dave Allan
		7:00	Digital SIG		
Thurs	Jan 13	8:00	WordPerfect part 2 (PC)	13	Jan Grenert
		1:00	Make Personalized Return Labels with Printshop (PC)	4	Larry Allen
		2:00	Internet for Everyone (PC/Mac)	7	Shelia Harbet
		3:00	Word 5 part 1 – 2hrs (PC)	2	Jan Grenert
Fri	Jan 14	8:00	iPhoto, 1+ hrs (Mac)	1	Lyn Morse
		2:00	Photoshop Elements beginning – new lesson (PC/Mac)	6	Elliot Freeman
		3:00	Photoshop Elements Advanced – new lesson(PC/Mac)	6	Elliot Freeman
		4:00	Greeting Cards with Printshop part 2 (PC)	4	Doris Keniry
Sat	Jan 15		10:00 to 12:00 Open Lab		
Mon	Jan 17	8:00	WordPerfect part 3 – 2 hrs (PC)	13	Jan Grenert
		1:00	Email Using Outlook Express – 1 (PC)	7	Kerry Greene
		2:00	Quicken “Advanced Techniques” part 2 (PC/Mac)	8	Jim Chapman
		3:00	Understanding Mac (Bring Questions)	1	Shirley Allan
		7:00	Beginning PC 1	3	Jim Calvert
Tues	Jan 18	8:00	Beginning Quicken part 2 (Mac)	1	Betsy Lewis
		1:00	Email Using Outlook Express – 2 (PC)	7	Kerry Greene
		2:00	Board Meeting		
		4:00	Sherlock (Mac)	1	Lyn Morse
		7:00	Windows SIG		

January Class Schedule

Day	Date	Time	Class	Book	Teacher
Wed	Jan 19	8:00	WordPerfect part 4 – 2 hrs (PC)	13	Jan Grenert
		1:00	Email Using Outlook Express – 3 (PC)	7	Kerry Greene
		2:00	Managing Files and Folders - 1 (PC)	10	Murray Ross
		3:00	Integrating Text and Graphics (Mac)	1	Shirley Allan
		4:00	Advanced iTunes looking at iPod, Apple Music Store, and Burning CDs (Mac)	1	Lou Shapiro
		7:00	Beginning PC 2	3	Jim Calvert
Thurs	Jan 20	1:00	Type 160 Words per Minute without a Keyboard Using Dragon (PC)	13	Larry Allen
		2:00	Word 3 - More Letter Basics (PC)	2	Shirley Celli
		3:00	Word 3.5 – Envelopes and Labels (PC)	2	Shirley Celli
		7:00	Beginning PC 3	3	Jim Calvert
Fri.	Jan 21	9:00	Mac SIG		
		1:00	Email Using Outlook Express – 4 (PC)	7	Kerry Greene
		2:00	Photoshop Beginning – new lesson (PC/Mac)	6	Elliot Freeman
		3:00	Photoshop Advanced – new lesson (PC/Mac)	6	Elliot Freeman
		4:00	Greeting Cards with Printshop part 3 (PC)	4	Doris Keniry
		7:00	Beginning PC 4	3	Jim Calvert
Sat	Jan 22		10:00 to 12:00 Open Lab		
Mon.	Jan 24	9:00	Quicken “Advanced Techniques” Part 3 (PC/Mac)	8	Jim Chapman
		1:00	Email Using Outlook Express – 5 (PC)	7	Kerry Greene
		3:00	Creating/Sorting Lists; Making Labels (Mac)	1	Shirley Allan
		7:00	Beginning PC 1	3	Jim Calvert
Tues	Jan 25	2:00	General Meeting		
		7:00	Beginning PC 2	3	Jim Calvert
Wed	Jan 26	8:30	Simple Photo Album with Picture It– 1+ hrs (PC)	6	Helene Barker
		1:00	Spyware! How to get rid of it (PC)	11	Kerry Greene
		2:00	Managing Files and Folders - 2 (PC)	10	Murray Ross
		3:00	Calling/Business Cards with Graphics (Mac)	1	Shirley Allan
		4:00	Really Basic Internet & Email (Mac/PC)	7	Dave Allan
		7:00	Beginning PC 3	3	Jim Calvert
Thurs	Jan 27	8:30	Crafts with Printshop – 1+ hrs (PC)	4	The Golden Gals
		1:00	Olympus Digital Camera Software (PC)	6	Barbara Kaye
		2:00	Protecting Your Computer with Norton Antivirus (PC)	11	Barbara Kaye
		3:00	Word 5 part 2 -2 hrs (PC)	2	Jan Grenert
		7:00	Beginning PC 4	3	Jim Calvert
Fri	Jan 28	1:00	Burning CDs with XP (PC)	9	Jim Calvert
		4:00	Greeting Cards with Printshop part 4 (PC)	4	Doris Keniry
		7:00	Beginning PC 5	3	Jim Calvert
Sat	Jan 29		10:00 to 12:00 Open Lab		

Note: All classes are one hour or less unless otherwise noted

January Classes Listed Alphabetically

<u>Class</u>	<u>Date</u>	<u>Time</u>	<u>Class</u>	<u>Date</u>	<u>Time</u>
<u>AppleWorks series (Mac)</u>			Managing Files & Folders, pt. 1	1-19	2:00
Calling/Business cards	1-26	3:00	Managing Files & Folders, pt 2	1-26	2:00
Creating/ Sorting List & making labels	1-24	3:00	Norton Antivirus, Protect Your Computer (PC)	1-27	2:00
Editing Documents	1-5	3:00	Olympus Digital Camera Software	1-27	1:00
Graphics in a Document	1-12	3:00	<u>PhotoShop Elements series</u>		
Integrating text & graphics	1-19	3:00	Beginning	1-14	2:00
<u>Beginning PC series</u>			Advanced	1-14	3:00
1 The mouse	1-3	9:00	<u>PhotoShop series (PC)</u>		
2 The Keyboard	1-5	9:00	PhotoShop for beginners	1-21	2:00
3 Creating & Saving Files	1-6	9:00	Photoshop for advanced	1-21	3:00
4 Saving Files to disc	1-7	9:00	<u>Quicken series</u>		
1 The mouse	1-17	7:00pm	Beginning Quicken, pt. 1	1-4	9:00
2 The Keyboard	1-19	7:00pm	Beginning Quicken, pt. 2	1-18	8:00
3 Creating & Saving Files	1-20	7:00pm	Advanced Techniques, pt 1	1-10	9:00
4 Saving Files to a disc	1-21	7:00pm	Advanced Techniques, pt 2	1-17	2:00
1 The mouse	1-24	7:00pm	Advanced Techniques, pt 3	1-24	9:00
2 The Keyboard	1-25	7:00pm	Return Labels with PrintShop	1-13	1:00
3 Creating & Saving Files	1-26	7:00pm	Safari, Apple's Browser	1-4	3:00
4 Saving Files to disc	1-27	7:00pm	Sherlock (Mac)	1-18	4:00
5 Beginning Spreadsheet	1-28	7:00pm	Simple PhotoAlbum-Picture It	1-26	8:30+
BOARD MEETING	1-5	8:30	Spyware! How to Get Rid of It	1-26	1:00
BOARD MEETING	1-18	2:00	Typing without a keyboard Using Dragon Speaking	1-20	1:00
Burning CDs with XP	1-7	3:00	Understanding Mac	1-17	3:00
Burning CDs with XP	1-28	1:00	Windows Maintenance And Organization	1-12	9:00
Business/Cards w/ PrintShop	1-6	1:00	Windows SIG	1-18	7:00pm
Crafts with PrintShop	1-27	8:30+	Windows XP Beyond Basics 1	1-3	1:00
CD labels using Stomper (Mac)	1-4	3:00+	Windows XP Beyond Basics 2	1-4	1:00
Digital Cameras, pt. 1	1-7	1:00+	Windows XP Beyond Basics 3	1-5	1:00
DIGITAL SIG	1-12	7:00	Windows XP Beyond Basics 4	1-6	2:00
Greeting Cards 3	1-21	4:00	Windows XP Beyond Basics 5	1-10	1:00
DIGITAL Art SIG	1-8	Noon	<u>Word Series - PC</u>		
E-mail w/ Outlook Express, pt 1	1-17	1:00	<u>Shirley Celli</u>		
E-mail w/ Outlook Express, pt 2	1-18	1:00	1 Creating a Basic Letter	1-10	2:00
E-mail w/ Outlook Express, pt 3	1-19	1:00	2 Revising a Basic Letter	1-10	3:00
E-mail w/ Outlook Express, pt 4	1-21	1:00	3 More business letter basics	1-20	2:00
E-mail w/ Outlook Express, pt 5	1-24	1:00	3.5 Envelopes and Labels	1-20	3:00
<u>GENERAL MEETING</u>			<u>Jan Grenert</u>		
<u>Greeting Card series - Print Shop - PC</u>			Word 4	1-6	3:00
Greeting Cards 1	1-7	4:00	Word 5, pt. 1	1-13	3:00+
Greeting Cards 2	1-14	4:00	Word 5, pt. 2	1-27	3:00+
Greeting Cards 4	1-28	4:00	<u>Word Perfect Series - PC</u>		
Internet for Everyone (PC/Mac)	1-13	2:00	Part 1	1-12	8:00
Internet, Really Basic & email	1-5	4:00	Part 2	1-13	8:00+
Internet, Really Basic & email	1-12	4:00	Part 3	1-17	8:00+
Internet, Really Basic & email	1-26	4:00	Part 4	1-19	8:00+
INTERNET SIG	1-11	7:00pm			
IPhoto	1-14	8:00+			
iTunes, Very Basic	1-11	3:00+			
iTunes, Advanced	1-19	4:00+			
MacLink Plus & Other Translators	1-12	1:00			
MAC SIG	1-21	9:00			

January General Club Information

BOARD MEETINGS (2)

Jan. 5, 8:30 a. m.
Jan. 18, 2:00 p.m.

DIGITAL ARTS SIG

Jan 8, 12:00 noon

INTERNET SIG

Jan. 11, 7:00 p.m.

Meeting 2005 Schedule

DIGITAL SIG

Jan. 12, 7:00 p.m.

WINDOWS SIG

Jan 18, 7p.m.

MAC SIG

Jan 21, 9:00 a.m.

GENERAL MEETING

Jan. 25, 2:00 p.m.

"Let's Compute" Officers

Sheldon Plotkin, President.....	360-0789	sunctyplot@earthlink.net
Lyn Morse, VP Programs	345-4466	lynmorse@aol.com
Kent McDonald, VP Communications	345-2931	rkmcdonald@earthlink.net
Jim Calvert, VP Education.....	772-6710	jim2anna@aol.com
Jan Grenert, Secretary, Newsletter Editor	360-9085	jgrenert@dc.rr.com
Dave Allan, Treasurer.....	345-5087	DYAllan@aol.com
Pete Claar, Member-At-Large	772-9509	zadhoc@hotmail.com

Welcome - new lab monitor, Howard Reese

35 MM Scanner Monitors

Felice Bourne	Conrad Lembers
Pete Claar	Sheldon Plotkin
Jack Drill	Leonette Rowe
Walter Goldsmith	Harvey Schwarts

Dale Seffer, Monitor Coordinator

Computer Maintenance Committee

Jack Drill	Kent McDonald
Dick Franzen	Sheldon Plotkin
Barbara Kaye	Dale Seffer

Pete Claar, Chairman

January Teachers

Dave Allan.....	345-5087
Shirley Allan.....	345-5087
Larry Allen	200-0981
Helene Barker.....	360-5713
Jim Calvert	772-6710
Shirley Celli.....	345-7159
Jim Chapman.....	200-9296
Neal Denkler.....	772-9810
Elliot Freeman	360-4780
Liz Ferrel.....	360-1376
Kerry Greene	200-1551
Jan Grenert	360-9085
Shelia Harbet.....	360-7146
Barbara Kaye.....	772-6520
Doris Keniry.....	345-3464
Betsy Lewis	345-3656
Lyn Morse	345-4466
Murray Ross	360-0145
Lou Shapiro	772-9881
Donna Szostak.....	360-7500
Charlie Voelker	345-0123

January Lab Monitors

Felice Bourne	Sheldon Plotkin
Bill Crowley	Howard Reese
Jan Grenert	Leonette Rowe
Shirley Cronin	Norma Streeter
Frank Diaz	Charlie Voelker
Jack Drill	

Shirley Cronin, Monitor Coordinator



Member of
The Association of
Personal Computer User Groups

Publication of the SCPD
"Let's Compute" Computer Club
Address Correspondence to:
Bits & Bytes
38180 Del Webb Blvd.
Palm Desert, CA 92211
e-mail: letscompute@earthlink.net

Bits & Bytes is distributed to current members of the SCPD "Let's Compute" Computer Club, which provides this publication for informational purposes only. The club neither endorses nor promotes any of the products or services that have been mentioned or suggested herein, or at any meeting, and assumes no responsibility or liability